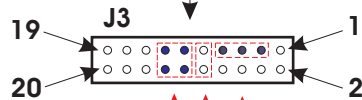
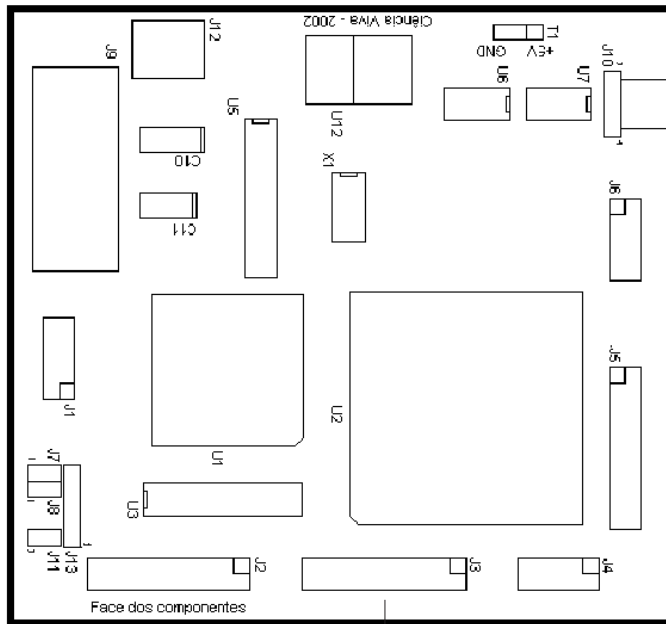
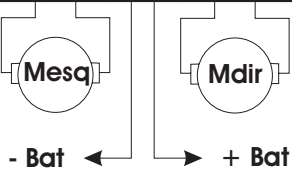
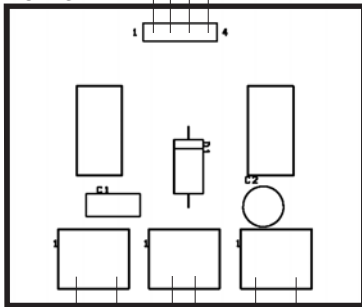


Interligação das Placas do Robot

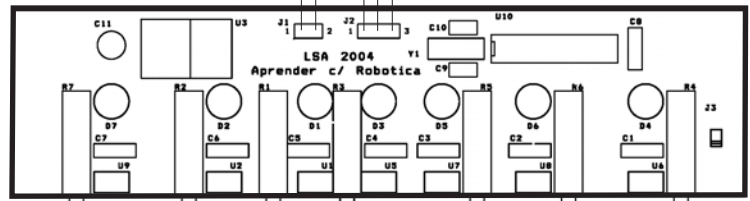
Placa Central



Ponte H



- J3.11 - PWM Mesq
- J3.12 - DIR Mesq
- J3.13 - PWM Mdir
- J3.14 - DIR Mdir
- Enable - J3.7
- Dados - J3.5
- Clock - J3.3
- Bat ←
- + Bat ←



Placa de IV (detectora de linha)
== Nova versão ==

- ← 0V
- ← J3.11 - Trigger
- ← J3.12 - Eco
- ← +5V

Módulo de Sonar SRF04

