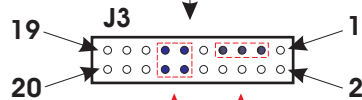
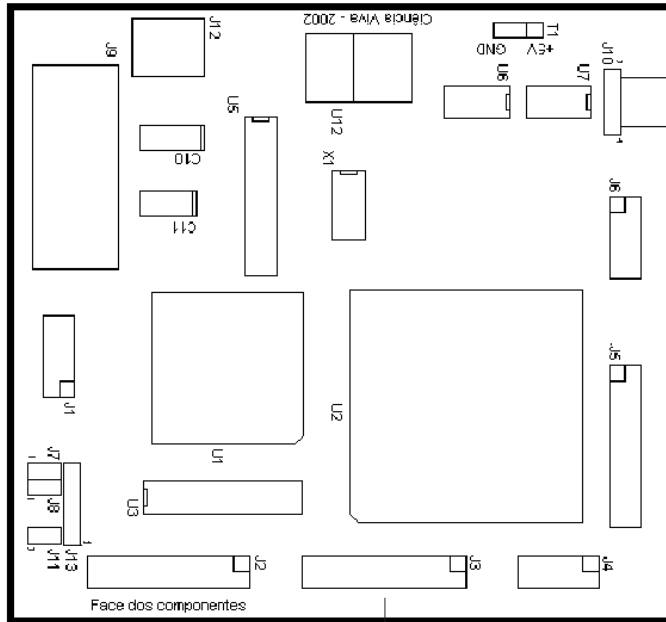
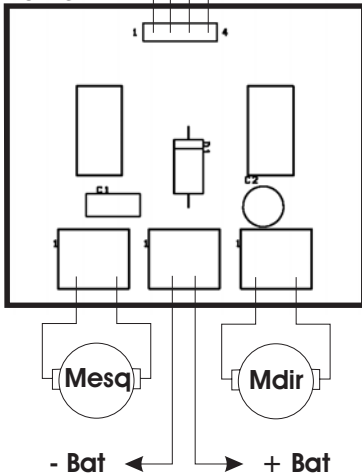


# Interligação das Placas do Robot

Placa Central

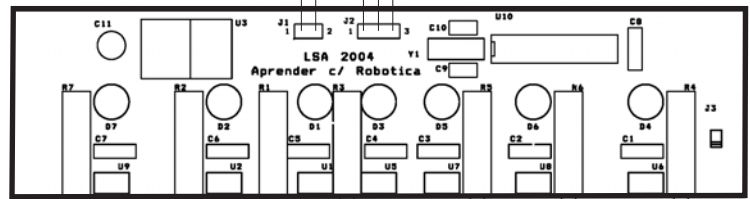


Ponte H



- J3.11 - PWM Mesq
- J3.12 - DIR Mesq
- J3.13 - PWM Mdir
- J3.14 - DIR Mdir

- ← Clock - J3.3
- ← Dados - J3.5
- ← Enable - J3.7
- ← - Bat
- ← + Bat



Placa de IV (detectora de linha)

== Nova versão ==